

interVOLT SVCi Series voltage converters are the fully isolated version of our highly successful SVC series. Galvanic isolation ensures total input to output isolation with no common connectivity between the 24VDC and 12VDC whatsoever. This means peace-of-mind when connecting sensitive and often expensive, high-end electronic equipment to the output. The benefits of using an isolated converter are many including elimination of line interference, greater protection, better regulation and improved performance. As with all interVOLT products, the same stringent design, engineering and construction standards apply.

Performance Plus

Designed to deliver under harsh environmental conditions, these units can manage heavy, continuous loads in high ambient temperatures. Generous intermittent and peak ratings round off the performance package.

Input Voltage - 17-33V
Output Voltage Low - 12.5V
Output Voltage High - 13.6V
Continuous Load - 15A
Intermittent Load - 20A
Peak Load - 25A
DESIGNED AND MANUFACTURED IN AUSTRALIA

Designed to Endure

Only non-corrosive, marine grade materials are used in the manufacturing process. Featuring tropicalised circuitry for ultimate protection and longevity. Both robust by design and rugged in construction.



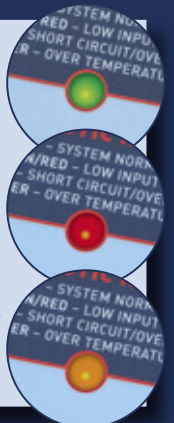
About Conformity

Complies with Australian and European standards for Electro-Magnetic Compatibility (EMC), displaying both the 'C Tick' and 'CE' marks. Supported by independent examination from a certified testing house.



Self Diagnosing

An industry first featuring dedicated fault finding circuitry. The Diagnostic Indicator assists in troubleshooting many common installation and application problems. A high brightness LED ensures greater visibility.



Safety First

For peace-of-mind, a range of dedicated devices protect both product and the equipment connected to it. Reverse connection, short circuit, output overload, voltage surges, spikes and transients - it's all covered.



Australian Made

interVOLT products are proudly designed, engineered and manufactured in Australia. All products are 100% tested prior to packaging and despatch. The quality is backed by our solid two year guarantee (conditions apply).

Multi-Purpose

A special switch enables user selection of a high or low voltage output for greater control. On the high setting, the unit can be used as a constant voltage, 'float only' battery charger with excellent regulation.



interVOLT
www.intervolt.com
15 AMP
24-12 VDC
Isolated Switchmode
Voltage Converter
With Battery Charging Function
MODEL: SVCi241215

Input Voltage - 17-33V
Output Voltage Low - 12.5V
Output Voltage High - 13.6V
Continuous Load - 15A
Intermittent Load - 20A
Peak Load - 25A

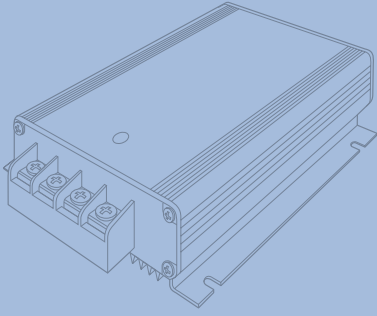
DESIGNED AND MANUFACTURED IN AUSTRALIA



DIAGNOSTIC INDICATOR

GREEN - SYSTEM NORMAL
GREEN/RED - LOW INPUT VOLTS
RED - SHORT CIRCUIT/OVERLOAD
AMBER - OVER TEMPERATURE

INPUT: 24V, 0V; OUTPUT: 0V, 12V; HI, LO



SVCi241215



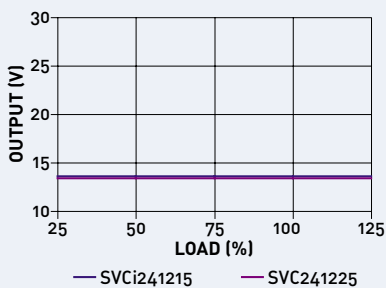
SVCi241225

Continuous Load Rating @ 25°C	15 Amps	25 Amps
Intermittent Load Rating @ 25°C *	20 Amps	30 Amps
Peak Load Rating @ 25°C **	25 Amps	35 Amps
Length Overall	205mm	275mm
Width Overall	136mm	136mm
Height Overall	55mm	55mm
Weight	1120 grams	1650 grams
Input Voltage Range	17-33 VDC	
Output Voltage – Low Setting	12.5 VDC nominal	
Output Voltage – High Setting	13.6 VDC nominal	
Standby Current Draw	50 mA nominal	
Power Conversion Efficiency @ 25°C	Typically 92%	
Output Ripple	Less than 20 mV Peak to Peak	
Operating Temperature	Ideally -25°C to + 40°C	
Operating Humidity	Ideally less than 90%	
Enclosure Material	Marine grade aluminium dye anodised	
Enclosure End Caps	Injection moulded electrical grade ABS/PC plastic	
Diagnostic Indicator	Tri-colour LED – monitoring input voltage, overload, short circuit and temperature.	
Transient Voltage Protection	Filtering – Purpose designed circuit	
Over Load/Short Circuit Protection	Shutdown – Current sensing circuit (automatic reset)	
Input Under Voltage Protection	Shutdown – Voltage sensing circuit (automatic reset)	
Over Temperature Protection	Shutdown – Temperature sensing circuit (automatic reset)	
Negative Disconnect Protection	Shutdown – Voltage sensing circuit (automatic reset)	
Output Over Voltage Protection	Shutdown – Purpose designed dual circuits (manual reset)	
Input Reverse Polarity Protection	Internal Fuse – Diode bypass circuit (not user serviceable)	
Termination	Screw Terminal – 10-32 UNC with 304 SS Phillips screw	
Conformity	EMC – Australian AS2064 and European EN50081-1 / EN50082-1	
Certification	EMC – Australian C Tick mark and European CE mark	

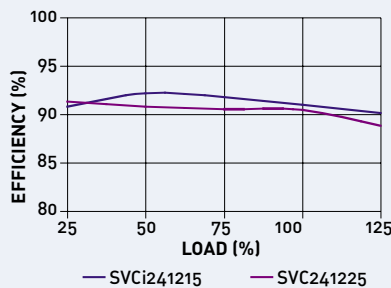
*Based on a 50% duty cycle at 10 minute intervals over and above the continuous load rating.

** Based on a surge current load greater than or equal to 10 seconds.

OUTPUT VS LOAD



EFFICIENCY VS LOAD



OUTPUT AT FULL LOAD VS INPUT

